



NEDERLAND
(THE NETHERLANDS)



EEC TYPE-APPROVAL CERTIFICATE

Communication concerning:

- ~~type approval~~
- extension of type-approval
- ~~refusal of type approval~~
- ~~withdrawal of type approval~~


of a type of a component (towbar) with regard to Directive (94/20/EEC)

Type-approval number: e4*94/20*0389*01

Reason for extension: Change of max. vehicle and trailer weight.

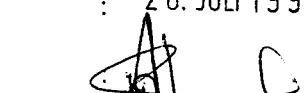

SECTION I

- 0.1. Make (trade name of manufacturer) : Bosal
- 0.2. Type and general commercial description(s) : 023351
- 0.3. Means of identification of type marked on the component : Approval number
- 0.3.1. Location of that marking : On type plate
- 0.5. Name and address of manufacturer : Bosal
postbus 168
4920 AD Made Nederland
- 0.7. In the case of components and separate technical units, location and method of affixing of the EEC type approval mark : On type plate
- 0.8. Address(es) of assembly plant(s) : See information document (annex III, item 0.8)



Type-approval number: e4*94/20*0389*01

SECTION II

1. Additional information (where applicable) : See Appendix I
2. Technical service responsible for carrying out the tests : RDW
Testbaan|Centrum
Talingweg 76
8218 NX Lelystad
3. Date of test report : 07-07-1999
4. Number of test report : RDW-94/20-0238
5. Remarks (if any) : See Appendix I
6. Place : Zoetermeer
7. Date : 28. JULI 1999
8. Signature :  
A.J. Schuitman

9. The index to the information package lodged with the competent authority that has granted type-approval, which may be obtained on request, is attached.

- Application form relating to annex III and annexed drawings
- Drawings and instructions for attachment
- Fitting instructions
- Test report as mentioned in item 4.

Appendix I
to EEC type-approval certificate No : e4*94/20*0389*01
concerning the components type-approval of mechanical coupling devices with regard to
Directive 94/20/EEC

1. Additional information
 - 1.1. Class of the type of coupling : A50-X
 - 1.2. Categories or types of vehicles for which the device is designed or restricted : See fitting instructions
 - 1.3. Maximum D-value : 9,07 kN
 - 1.4. Maximum vertical load S at the coupling point : 80 kg
 - 1.5. Maximum load U at the fifth wheel coupling point : ----- ton
 - 1.6. Maximum V-value : ----- kN
 - 1.7. Instructions for attachment of the coupling type to the vehicle and photographs or drawings of the fitting points at the vehicle give by the manufacturer; additional information if the use of the coupling type is restricted to special types of vehicles : See fitting instructions
 - 1.8. Information on the fitting of special towing brackets or mounting plates : See fitting instructions
5. Remarks: The installation of the coupling device to the vehicle must be checked according to requirements of Annex VII, see Annex I, par.5.10.

